



MOTORTRONICS
Solid State AC Motor Control



#1 in the world

MVC4

Medium Voltage Soft Starter

MEDIUM VOLTAGE SOFT STARTER

1 -15kV, up to 1000A / 20,000HP

Advanced Motor Protection Standard



5kV
CLASS

7kV
CLASS

11kV
CLASS

15kV
CLASS

3 Year Warranty with Factory Startup



ABS

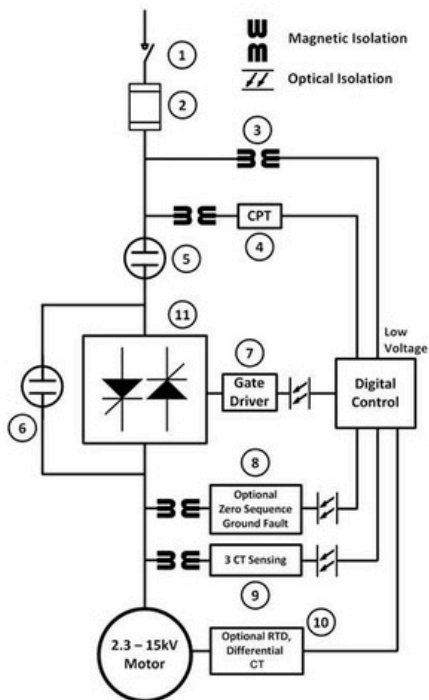
Motortronics Motor Controls Made Easy

Optional: IEC Models available with certifying body reports for IEC 62271-200 and UL 60947-4.2

MVC4 Series Medium Voltage Soft Starter

Line Diagram

PD
Free



1. Load Break / Fault Make Disconnect Switch with Visible Ground Safety Bar
2. Coordinated Motor Fuse Protection
3. Magnetic Isolated PT for Voltage Sensing
60K Bil up to 7.2KV, 110K Bil up to 13.8KV
4. Control Power Transformer
5. Isolation Contactor Rated for Across the Line Start
6. Bypass Contactor Rated for Across the Line Start
7. Sustained Pulse Fiber Optical Isolated Gate Drive
8. Optional Zero Sequence Ground Fault
Fiber Optically Isolated
9. Current Sensing Card
Fiber Optically Isolated
10. Optional RTD, Differential CT
(TE-RTD12)
11. Heavy Duty SCR Stack Assembly
With Ring Transformer Sustained Pulse Firing



Complete Motor Protection



TRUE THERMAL MODELING

Monitors the motor for excessive thermal conditions due to starting, running and even ambient conditions.

THERMAL MODEL BIASING

Adjusts for heating effects of phase current imbalance or optional RTD inputs.

RETENTIVE THERMAL MEMORY

For continuous overload protection even after a complete Power loss. When power is restored, the **MVC4** remembers the last thermal condition of the motor, observes the off time via a real-time clock and adjusts the thermal model accordingly.

NON-VOLATILE MEMORY

Stores the thermal memory without the need for batteries.

TRUE TIME THERMAL TRACKING

Adjusts the thermal model for different cooling rates based on motor temperature, running state or power loss.

DYNAMIC RESET RESPONSE

Reset is only allowed after the motor has sufficient thermal capacity for a successful restart.

MVC4



ANSI / IEE Number	System/Protection Features	Standard
19	Reduced voltage soft start	✓
27	Under voltage	✓
37	Undercurrent	✓
46	Current imbalance	✓
47	Phase rotation	✓
48	Locked rotor /incomplete sequence	✓
49	I ² t electronic motor overload	✓
50	Instantaneous electronic over current trip	✓
51	Over current	✓
55	Power factor trip	✓
59	Over voltage protection	✓
66	Starts per hour and time between starts	✓
81	Frequency variance	✓
86	Lockout /start inhibit	✓
50N/51GN	Ground fault detection, instantaneous and current	Optional
49/38	Stator and bearing RTD protection	Optional
14	Speed switch and tachometer trip	Optional



Start any Motor any Application

PUMPS, FANS, BLOWERS & CONVEYORS

Closed Loop Torque (CLT™) using PID algorithms is ideal for deep well pumps or systems where the load conditions change from one start to the next. Linear Speed Ramping can be achieved by adding a tachometer feedback signal from the motor.

COMPRESSORS & CHILLERS

Voltage Ramp with Current Limit for applications that need the smoothness of voltage ramping while maintaining the ability to start in limited power environments. For maximum motor power where the available power supply is severely limited, a Current

Limit/Current Step start can be used.

PROCESS MACHINERY

The Jog function can be used in initial machine setup. Apply just enough voltage/torque to rotate the motor shaft without accelerating to full speed. Dual ramps are built-in, allowing for different load conditions and ramping requirement.

GENERATOR POWERED & MOBILE EQUIPMENT

Protect the integrity of your process even when power conditions are less than perfect. Reliable SCR firing even during frequency drift that may occur with portable equipment or backup generators. Tracks all 3 phases both plus and minus individually.

SPECIALTY MOTOR APPLICATIONS

• Synchronous Exciter

The **MVC4 Series** can be integrated with synchronous exciters in both brush and brushless packages.

• Wound Rotor

Apply the exact rotor resistance needed for your application, while soft starting the stator with the **MVC4**.

• Reversing or 2 speed

Controls can be built-in, or the **MVC4 Series** can be retrofitted behind existing 2 speed controllers.

• Inching / Spotting Control

For low speed load positioning to line up access ports, test blade positions, etc.

• Multiple Motor

Control and protect multiple motors from one soft starter.

• Sequence Starting

Allows for starting multiple motors in sequence.

Choose the acceleration ramp that is best for your application with the flexibility of microprocessor based ramp control.



Advanced Integration & Communication

Integration

Flexible I/O

- 120Vac control power input accepts long control circuit runs without the need for interposing relays.
- 8 programmable relay outputs for control flexibility without the need for external auxiliary relays or add-on cards.
- 2 programmable analog outputs (0 - 10Vdc or 4 - 20mA).

Communication

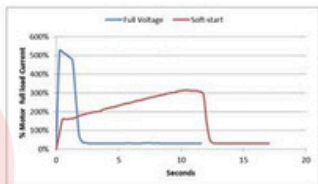
- RS-232 for one on one communications with a PC.
- RS-485 for multi-drop communications with Modbus RTU protocol as standard.
- Profibus, DeviceNet, EtherNet/IP, PROFINET, Modbus TCP (Communication Modules are options).

Why choose the MVC4 over other starting methods?

Smoother Starting than "across the line"

MVC4 softstarters reduce starting current by as much as 2/3's compared to full voltage starting.

That reduction in current means lower voltage drops on the network and reduced mechanical strain and mechanical components.

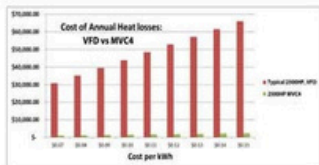


Better adaptability than both autotransformers and primary reactor starters

Unlike Electro-Mechanical reduced voltage starting methods, MVC4 softstarters can automatically adapt to unexpected changes in the network and in the load, without changing internal cabling or timers.

Lower operating cost than VFD's

The MVC4 soft starter doesn't need a phase shifting transformer, doesn't have a DC bus, doesn't require an output filter to protect the motor and doesn't depend on supplemental cooling. That means lower heat losses* and less maintenance. The result? Better efficiency, better reliability and a better investment compared to VFD's for most real world applications running at line frequency.



*Heat loss calculations assume 4400 hour year, 96% operating efficiency for VFD system (including transformers, harmonic filter, fuses and cooling fans)

Complete Starter Model Numbers - Class E-2 MVC4 - ESWG

Voltage	Amps.	Input Voltage
10 = 1000V	100 = 100A	(2300V - 13800V)
15 = 1500V	200 = 200A	(1000V - 13800V)
23 = 2300V	320 = 320A	(13800V)
33 = 3300V	400 = 400A	(1000V - 13800V)
41 = 4160V	600 = 630A	(2300V - 11000V)
66 = 6600V	600 = 600A	(13800V)
69 = 6900V	1000 = 1000A	(2300V - 13800V)
72 = 7200V		
110 = 11kV		
138 = 13.8kV		

Msmart Touch Screen (Optional)



Single Universal Smart HMI Panel for all Motortronics devices with support for 8 languages



Unsurpassed Protection for Critical Applications

Specifications

Type of Load

3-phase medium voltage AC induction or synchronous motors

AC Supply Voltage

1000, 2300, 3300, 4160, 6000/7200V, 11-15kV
VAC +10% to -15%, 50/60 Hz line voltages

HP Ratings

Up to 10,000 HP @ 7.2kV (1000 Amps)

Up to 20,000 HP @ 15kV (1000 Amps)

Contact factory for higher rating requirements

Overload Rating

600% for 30s, 500% for 60s

Power Circuits

Series strings of SCR power modules (1 to 6 pairs of SCRs per phase depending on voltage rating)

SCR Peak Inverse Voltage

Line Voltage	PIV Rating	Line Voltage	PIV Rating
1000	4500	6600	19500
2300	6500	6900-7200	26000
3300	9000	11000	27000
4160	13000	13-15kV	39000
6000	18000		

BIL Rating

1000V: 30kV

2300V - 7200V: 60kV

11000 - 15000V: 110kV

Transient Voltage Protection

dv/dt circuits (1 per SCR pair)

Vacuum Bypass Contactor

Standard on all models, line start rated

Ambient Operating Conditions

0 - 50°C (82° F to 122° F) (Optional -40° to 50° C with heaters)

5 - 95% relative humidity

0 - 3300 ft (1000m above sea level without derating)

Digital Control Unit (DCU)

Programmable keypad/operator with 2 lines x 20 character backlit LCD display. Status/Alarm

LEDs (indicate: Power, Run, Alarm, Trip, Aux 1 - 8)

Differential Protection

TE-RTD12 for Differential Protection

Auxiliary Contacts

Multiple Form C contacts rated 5A @ 250VAC max.

6 fully programmable relays (including fail-safe operation)

5 dedicated relays (fault, at-speed, etc.)

Programmable Features

Motor FLA, service factor, insulation class

Dual Ramp Adjustments - Two independent settings for:

- Initial Torque 0 - 100% of nominal torque, voltage or current

- Current Limit 200 - 600% of motor FLA

- Acceleration Time 1 - 120 seconds

Power Ramp Function

Three Custom Curves Via plotted torque/time axis points

Pump-Flex™ Decel 1 - 60 seconds with begin & end torque adj

Kick Start 0.1 - 2.0 seconds (10 - 100% voltage)

Tach Feedback (option) Closed loop speed ramp

Motor and Starter Protection

Electronic Overload

Phase Imbalance

Short Circuit Detection

Over / Under Voltage

Starter Over-Temp

Starts per Hour Lockout

RTD Input (Option)

Statistical Data

Elapsed run time, last start time, average starting current, stores history of up to 60 events (data includes date & time, phase & ground fault current). Also displays time-to-trip, remaining inhibit time and starts/hour values.

Metering (Voltage & Current)

Percent of FLA, phase currents, kVAR, kVA, kW, power factor, demand, avg. start current, remaining thermal register, thermal capacity to start, measured capacity to start, time since last start, line frequency, phase order, RTD values (optional)

Enclosure

NEMA 12/IP54 painted RAL7001 (Gray) for indoor use, NEMA 4/IP 65 weatherproof units ideal for use even in the most extreme outdoor locations

MVC4 Series



USA HEADQUARTERS

Motortronics / Phasetronics

1600 Sunshine Drive

Clearwater, Florida 33765

USA

Tel: +727-573-1819 / 888-767-7792

Fax: +727-573-1803 / 800-548-4104

E-mail: sales@motortronics.com

www.motortronics.com

UNITED KINGDOM

Motortronics UK

Bristow House,

Gillard Way, Ivybridge,

Devon, PL21 9GG,

United Kingdom

Tel: +44 (0)1752-894554

Fax: +44 (0)1548 853118

www.motortronics-uk.co.uk

SOUTH KOREA

Motortronics Int'l Korea Co Ltd

#1607, 128 Gasan digital 1-ro,

Gasan digital 1-ro,

Geumcheon-gu,

Seoul 08507, Republic of Korea

Tel: 82-2-867-5808

Fax: 82-2-867-6004

www.motortronics-korea.com

CHINA

M & P Machinery & Electronics Control

Part of the Motortronics Group

32 Jiaxin Road,

Jimo,

Qingdao, China 266229

Tel: 86-532-81725028

Fax: 86-532-81725038

www.mp-cn.com

IRAN

Motortronics IR

Unit2, 12th

Floor, Negar

Tower, Vanak

Square,

Tehran, Iran

Tel: +98(21)88642080-2

fax: +98(8)88642079

www.parscontrol.ir